

BioPharm Client Analytics Executive Summary

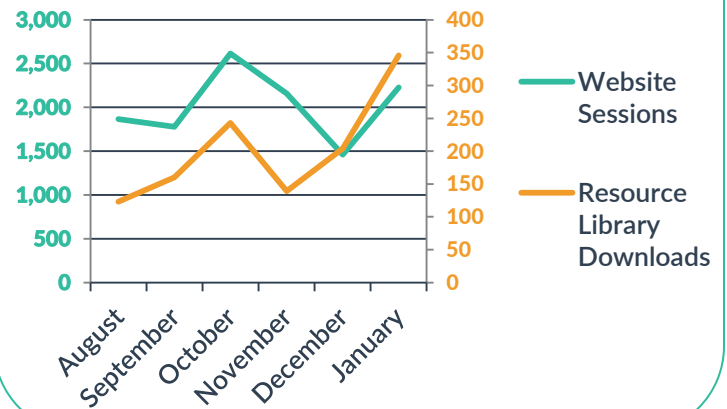
January 2019 Overview

- Traffic was up 50%+ across the board
- The resource library's traffic increased over 500%
- The contact section's traffic increased over 100%
- There was a 45% increase in leads

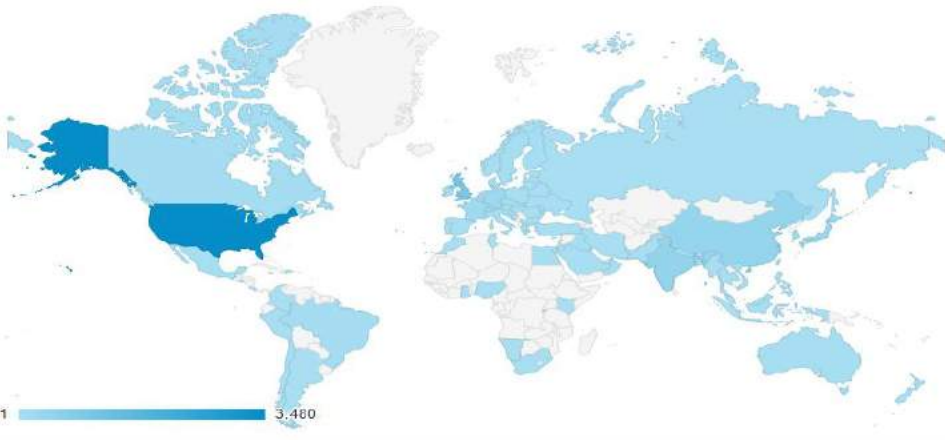
Jan. Overall Traffic

- Sessions: 3,229 (+53%)
- Users: 2,308 (+52%)
- Pageviews: 10,171 (+54%)
- Pages / Session: 3.15 (+1%)

6 Month Traffic



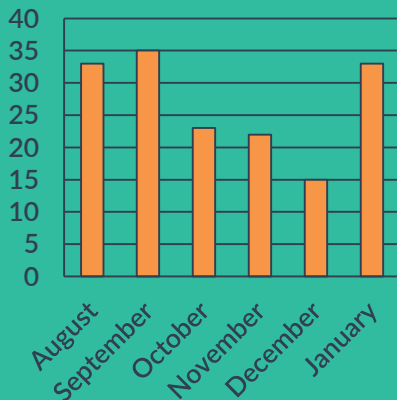
Jan. Traffic by Country



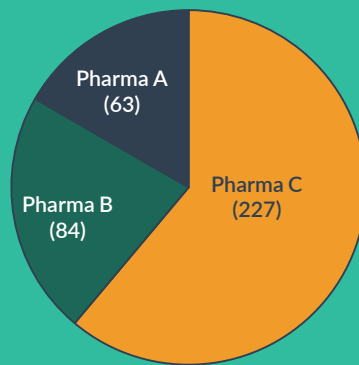
Top 5 Countries - Users

1. United States: 1,703 (+52%)
2. United Kingdom: 225 (+105%)
3. India: 94 (+6%)
4. China: 71 (+109%)
5. Japan: 54 (+26%)

PPO Leads



New Pharmacies



Jan. Acquisition

